

Ergo Steel PLUS



HES-2CRB



HES-3CRB

Restores a Perfect Edge in Seconds!

Maintain the performance of cutting edges throughout your plant

- Aligns both sides of the blade simultaneously.
- Integrated edge thinning insert designed to thin a blunt knife edge.
- Fixed carbide insert maintains proper angle-never needs adjustment.
- Straightens and prolongs the edge life of all knives.
- Can be hand-held or bench-mounted.
- Totally enclosed, sanitary spring mechanisms.
- Easy maintenance and cleaning.
- USDA and CE certified.



The easy to use 2 step Ergo Steel featuring an integrated edge thinning insert designed to thin a blunt edge and straighten and restore your knife edge for razor sharp performance.

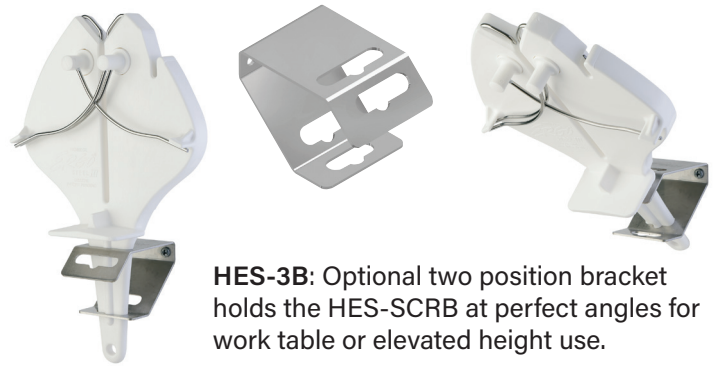
Often Imitated - Never Duplicated

REV 09/12/2023

HES-2CRB / HES-3CRB Ergo Steel PLUS

Whether you process chicken, beef, pork or fish, keeping knife edges sharp is essential on the processing line. The PRIMEdge Ergo Steel Plus is an edge maintenance tool used on the production floor to quickly straighten and restore knife edges for razor sharp performance. Throughout the day, as a knife edge dulls, the operator slides the knife through the unique spring-tensioned rods of the Ergo Steel Plus to straighten the edge in a matter of seconds.

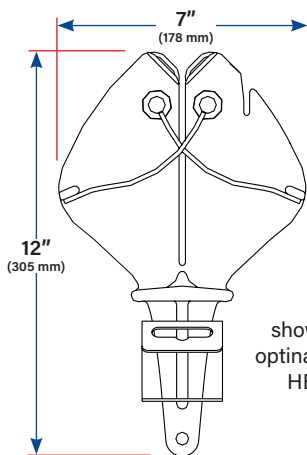
During normal use the knife may lose its edge and not be able to be brought back through use of an edge maintenance device. Simply draw the blade through the edge thinning insert several times to thin the blade. Using the new Ergo Steel Plus provides the ability to bring the knife back to its thinned condition without leaving the workstation, thereby maintaining a razor sharp edge between sharpening.



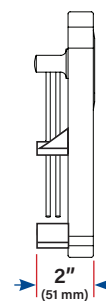
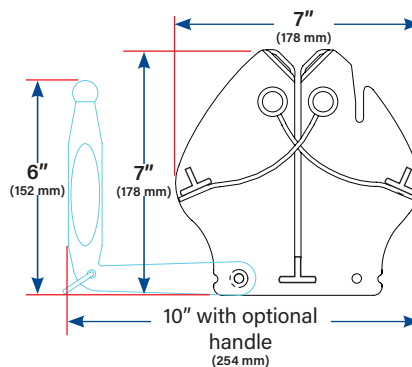
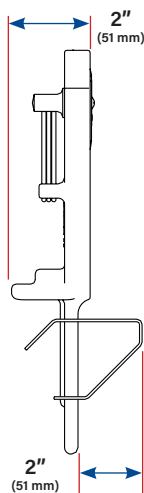
HES-3B: Optional two position bracket holds the HES-SCRB at perfect angles for work table or elevated height use.



HES-2H: Optional handle for hand-held operation can be attached to the HES-2CRB to accommodate right or left handed users.



shown with
optimal bracket
HES-3B



HES-2-BASE: Optional Table Base securely holds the HES-2CRB to virtually any smooth flat surface.



First insert knife and push to bottom of Ergo Steel then draw knife out.



Then insert knife again and push to middle of Ergo Steel and draw knife out. Repeat 2-3 times.

